

Carts & Creepers

36" Metal Frame Creeper

KTI-74950

36" metal frame creeper with (6) 2" oil resistant rollers; fully padded for comfort; steel frame epoxy coated to prevent rusting; four cross rails for support. Weight 17.64 lbs.



Orange County Choppers 36" Metal Frame Creeper

KTI-74950OCC

36" metal frame creeper with (6) 2" oil resistant rollers; fully padded for comfort; steel frame epoxy coated to prevent rusting; four cross rails for support. Weight 17.64 lbs.



40" Metal Frame Creeper

KTI-74955

40" metal frame creeper with (6) 2½" oil resistant rollers; fully padded for comfort; steel frame epoxy coated to prevent rusting; four cross rails for support. Weight 17.64 lbs.



40" Metal Frame Creeper with Adjustable Headrest

KTI-74960

40" metal frame creeper with (6) 2½" oil resistant rollers; fully padded for comfort; steel frame epoxy coated to prevent rusting; four cross rails for support. Weight 17.64 lbs.



40" Metal Frame Creeper with Adjustable Headrest

KTI-74965

Includes 2 tool pockets hinged on side rail for easy storage. 40" metal frame creeper with (6) 2½" oil resistant rollers; fully padded for comfort; steel frame epoxy coated to prevent rusting; four cross rails for support. Weight 27.56 lbs.



Mechanic's Seat

KTI-74970

Round, adjustable mechanic's seat. Padded for comfort and measures 12", adjustable by pneumatic cylinder from 14" to 19". Large steel base also serves as storage for tools while working. (5) 2½" oil resistant rollers; assembly required. Weight 15 lbs.



Orange County Choppers Mechanic's Seat

KTI-74970OCC

Round, adjustable mechanic's seat. Padded for comfort and measures 12", adjustable by pneumatic cylinder from 14" to 19". Large steel base also serves as storage for tools while working. (5) 2½" oil resistant rollers; assembly required. Weight 15 lbs.



Mechanic's Seat with Storage Tray

KTI-74980

Mechanic's seat with plastic tray; seat pad measures 7" x 14"; plastic tray has three sections to store tools or small parts; (4) 2½" oil resistant rollers; frame is epoxy coated to prevent rusting; assembly required. Weight 11.03 lbs.



26" Counter/Bar Stool

KTI-74985

Counter/bar stool with four chrome legs; seat is padded for comfort and measures 15" diameter; seat height is 26"; assembly required. Weight 8.82 lbs.



Carts & Creepers

All steel construction. Hinged lid closes and locks. Piano style hinge made of chrome plated carbon steel. 5" x 2" swivel casters (4) with zinc plated wheel base. Brakes on 2 wheels. Drawers feature all steel ball bearing slides. Drawers include liners made of non-toxic EVA. Large drawers and trays to hold tools. 540 lb. load capacity. When loaded to capacity, units moves smoothly. Also features 22 screwdriver/prybar holder holes, allowing handles to be stowed in top locking tray.

4-Drawer Cart - RED
KTI-75140



4-Drawer Cart - BLUE
KTI-75141



4-Drawer Cart - TEAL
KTI-75142



4-Drawer Cart - YELLOW
KTI-75143



4-Drawer Cart - BLACK
KTI-75145




4-Drawer Overall Dimensions
33½" W x 19½" D x 37½" H
Weight: 130 lbs.


Small Drawer Dimensions:
11⅝" W x 17⅞" D x 2⅝" H

Medium Drawer Dimensions:
24½" W 17⅞" D x 2⅝" H


Large Drawer Dimensions:
24½" W x 17⅞" D x 4⅝" H




All steel construction. Hinged lid closes and locks. Piano style hinge made of chrome plated carbon steel.



5" x 2" swivel casters (4) with zinc plated wheel base. Brakes on 2 wheels.



Drawers feature all steel ball bearing slides.



Drawers include liners made of non-toxic EVA.



Heavy Duty Tool Cart
KTI-75110

1¼" tubular steel legs. Bottom tray made with heavy duty steel. Impact resistant polymer top tray. Offers a spot for nearly every tool. Mounting hold for optional light. Ends designed to wrap electrical cords. 44 lbs.



Deluxe 2-Shelf Roll Around Cart
KTI-75100

Overall dimensions: 17½"W x 29¼"L x 34"H. Features chrome supports and handle, 3" swivel ball bearing wheels (2 wheels have locking brake).

Replacement casters (each)
KTI-75100-1