



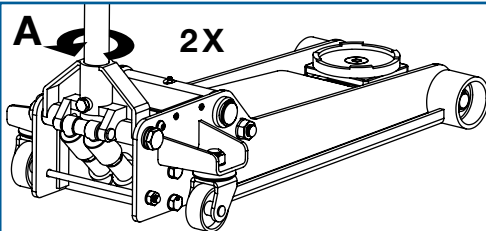
## THESE INSTRUCTIONS MUST BE FOLLOWED BEFORE OPERATING THE JACK

**STEP 1: Pump the handle from its vertical position to its horizontal position **WITHOUT A LOAD** to raise the lift arm to maximum height.**

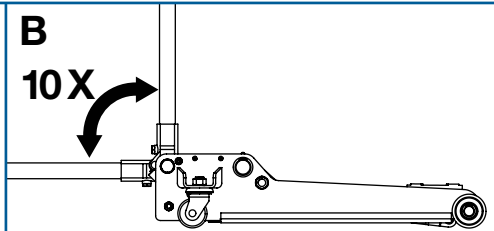
If the jack raises to maximum height in 8 to 9 full pump strokes, it is ready for use.

**If the jack does not go to the maximum height **WITHOUT A LOAD** in 8-9 strokes, follow step 2.**

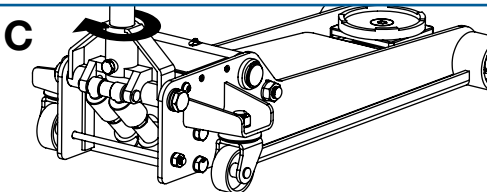
### STEP 2:



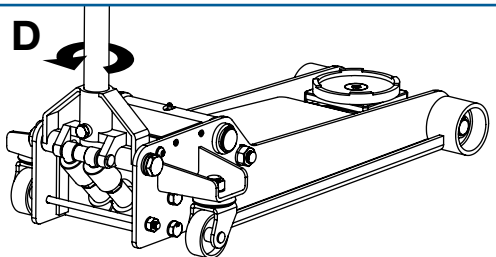
Turn the handle to the left two complete rotations from its closed position.



Pump the handle 10 full strokes from vertical to horizontal position.



Turn the handle to the right until it stops. Then pump the handle until the lift arm reaches maximum height. If it took over 9 strokes, then repeat steps A, B & C. It may take up to 5 cycles to eliminate the air.



Lower the jack's lift arm by turning the handle to the left. The jack is ready for use.